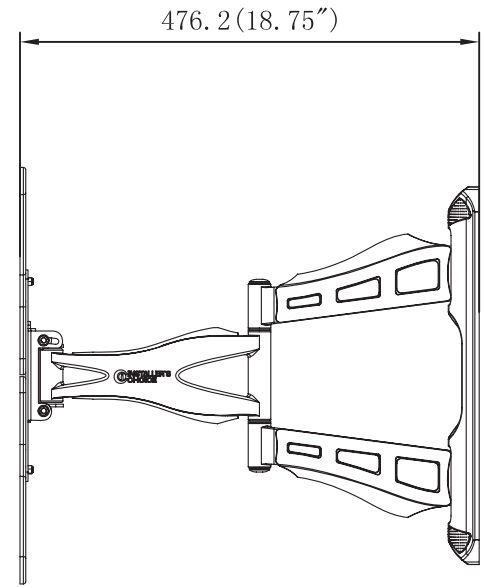
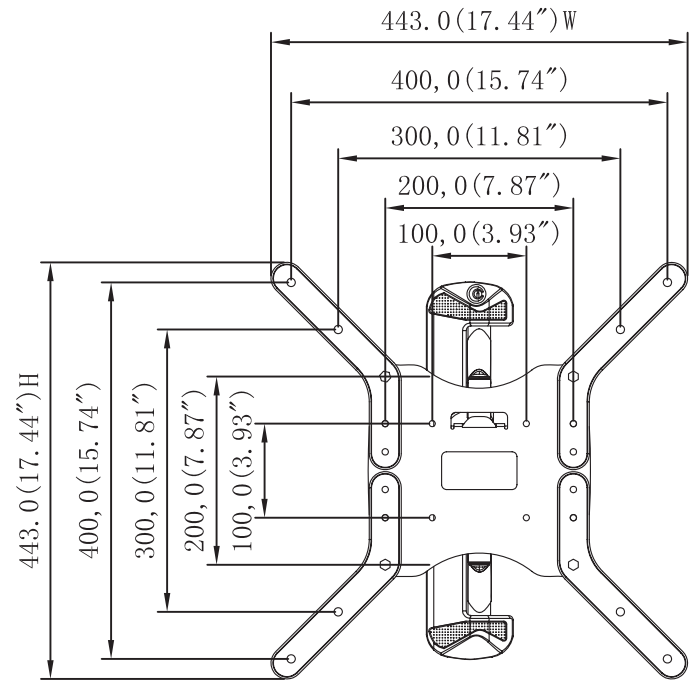
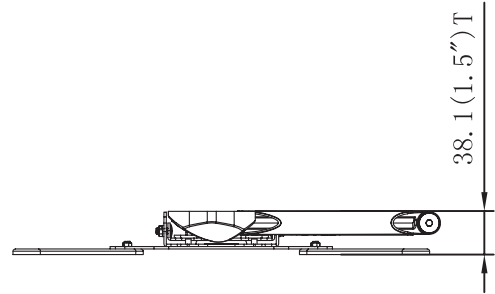


SPECIFICATIONS:	
PANEL SIZES:	26" TO 47"
WEIGH CAPACITY:	80 lbs.
PRODUCT DIMENSIONS:	17.44"W x 17.44"H x 1.5"T
TILT:	-2° TO 10°
MOUNTING PATTERNS:	100X100, 200X100, 200X200 300X300, 400X400



THESE DRAWINGS CONTAIN INFORMATION DEEMED PROPRIETARY TO IMS ENGINEERED PRODUCTS, AND ARE TO BE USED ONLY FOR THE PURPOSE FOR WHICH THEY ARE SUBMITTED. THEY SHALL NOT BE COPIED IN WHOLE OR IN PART WITHOUT THE EXPRESS WRITTEN PERMISSION FIRST OBTAINED FROM IMS ENGINEERED PRODUCTS.



WALL BRACKET, THIN MOUNT TILT

REV:02      DRAWING NO. IC42S1A1 (400X400)-TECHNICAL