



REICHENBACH ENGINEERING



RE-123FLPC

LINE OUTPUT TRANSFORMER

- **Excellent bandwidth & excellent phase shift**
- **When source impedance is 0Ω it will drive levels up to +20dBm (600Ω load on secondary)**
- **50% high-nickel + 50% steel laminations for superior sonic performance**

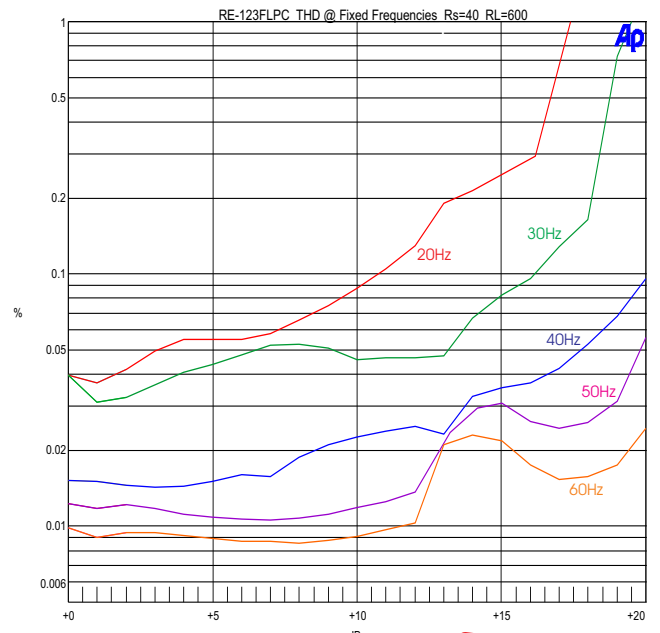
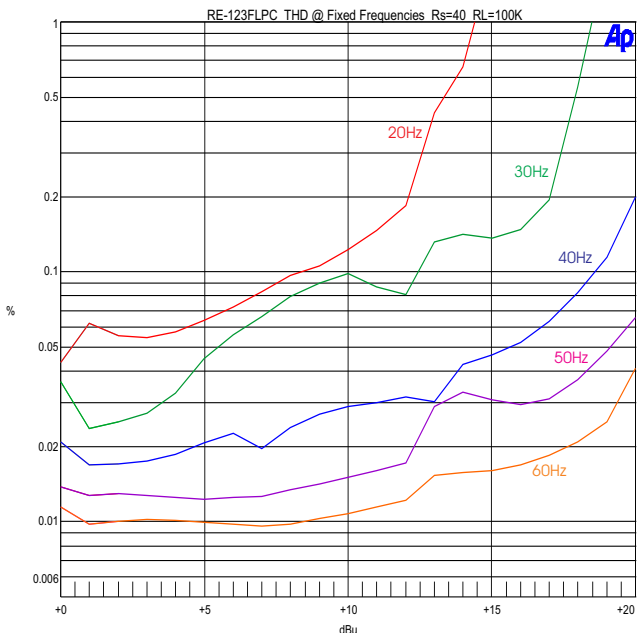
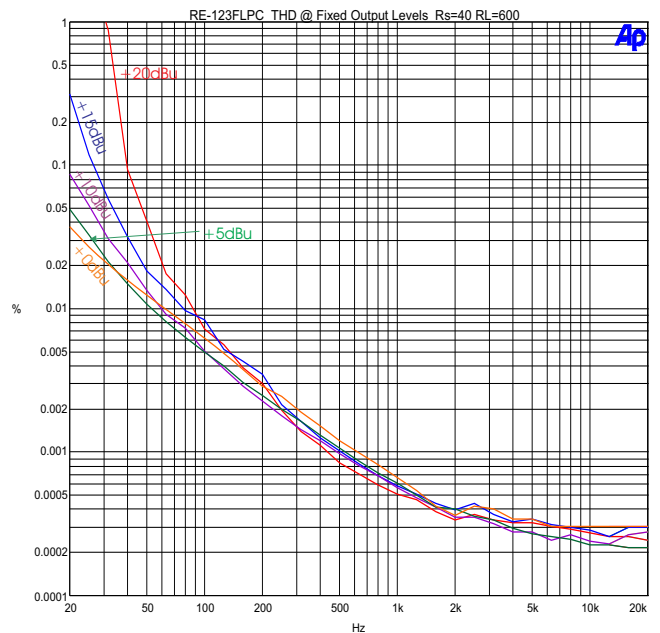
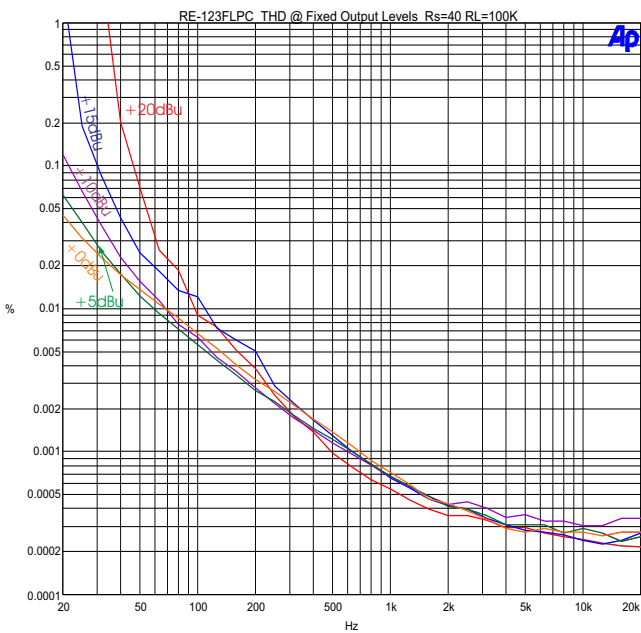
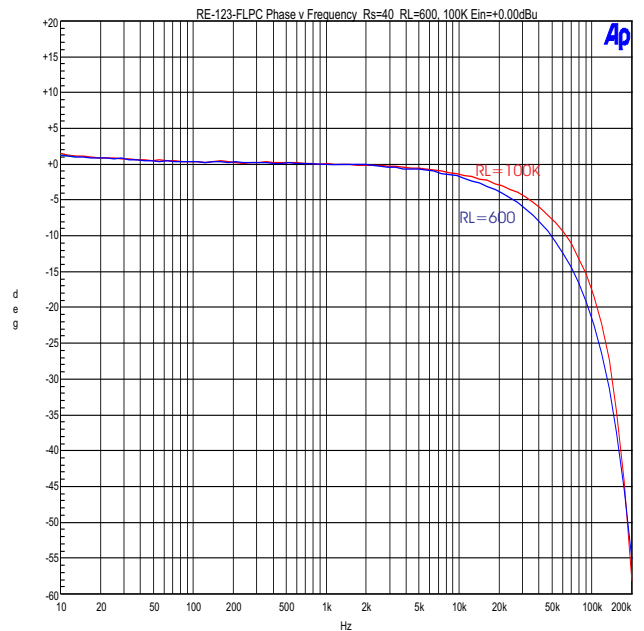
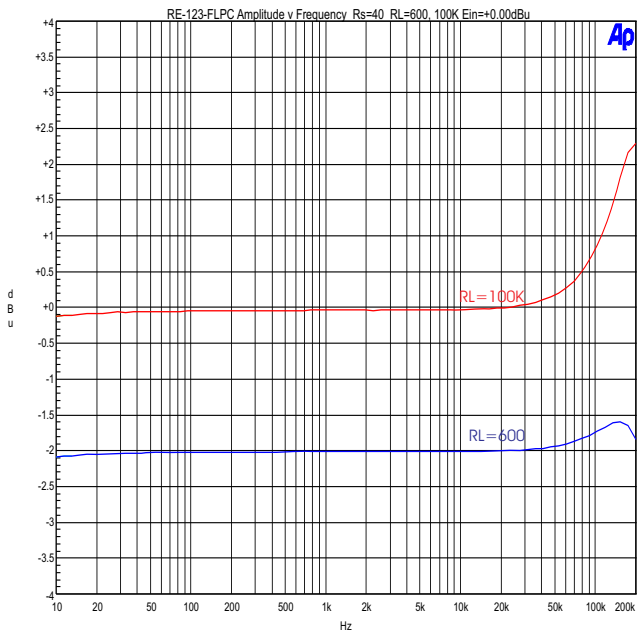
This line output transformer is wound quad-filar yielding excellent bandwidth and phase shift properties. It was originally designed in the Reichenbach Engineering division of CineMag for our customer [Altec](#), where the founder of CineMag had previously [worked](#) through 1944. The original transformer employed 50% nickel alloy laminations. Listening tests with 50% high-nickel interleaved with 50% steel demonstrated superior sonic characteristics. It is best configured for 1:1 or 1:2. If 1:2, it recommended that 2 windings be hooked up in parallel, which reduces the DC resistance of the primary in half. It is intended to be driven from a low source impedance.

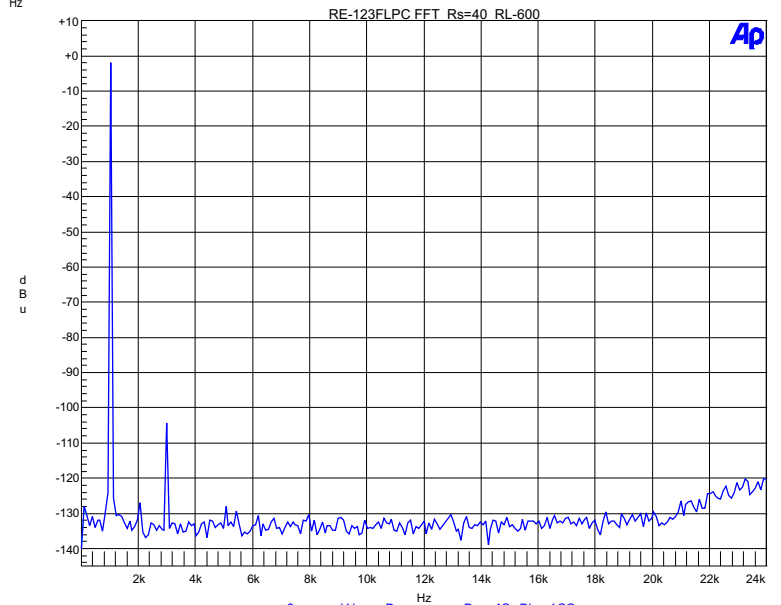
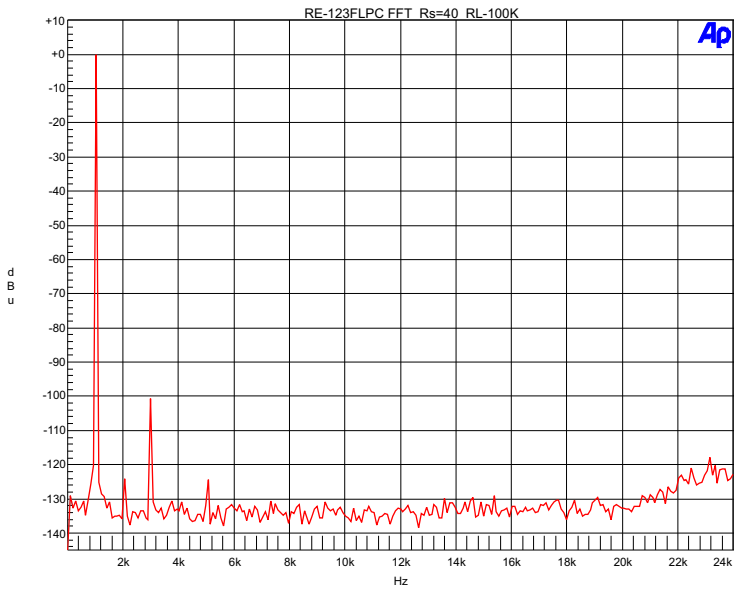
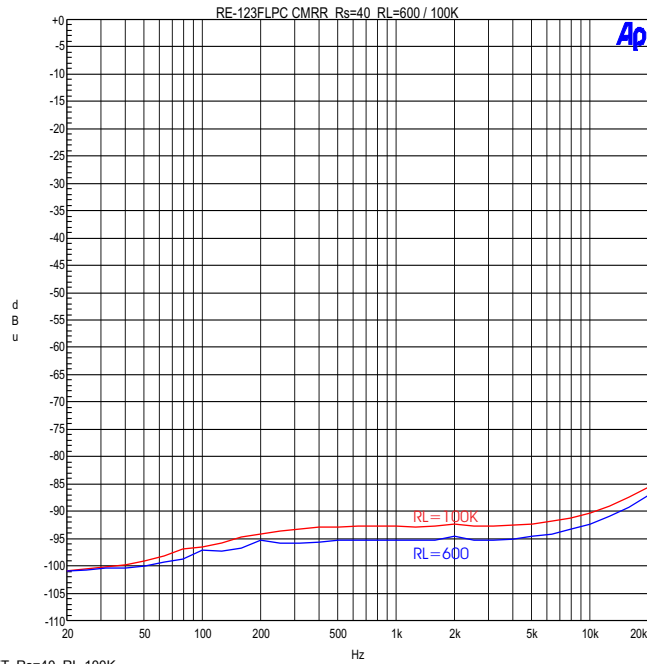
RE-123FLPC

Parameter	Conditions	Typ
Turns Ratio		1 : 1
Winding inductance (2 in series)	f=1kHz Test Circuit 1	4.7H
Leakage Inductance	f=1kHz Test Circuit 1	250μH
Bandwidth	Rs=40Ω RL=600Ω Test Circuit 1	10Hz: -0.1dBu 100kHz: +0.25dBu
Distortion (THD+N%)	1kHz +0.0dBu Rs=40 RL=600 20Hz +0dBu Test Circuit 1	0.007% 0.05 %
Max output level	Rs=40 RL=600 Test Circuit 1	+18dBm
DCR each winding		28Ω
Capacitance between windings	1kHz	8.5nF
Phase Shift at 20 Hz Phase Shift at 20 kHz	Rs=600 RL=600 Test Circuit 1	+1° -4°
CMRR	60 Hz Test Circuit 2 per IEE Std 389- ¶19 1 kHz Test Circuit 2 per IEE Std 389- ¶19	-98dBu -95dBu
Operating Temp Range	Operation and storage	0° C Min 70° C Max

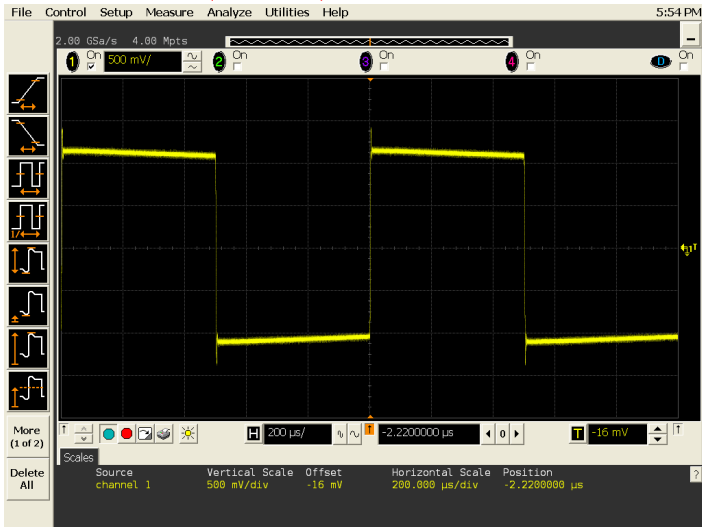
CineMag, Inc.
4487 Ish Drive
Simi Valley, California 93063
(818) 993-4644

<http://www.cinemag.biz>





Square Wave Response Rs=40 RL=100K



Square Wave Response Rs=40 RL=600

